



Trapez und Parallelogramm

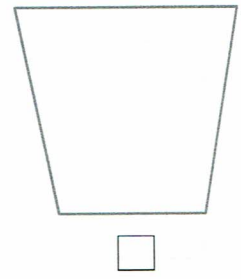
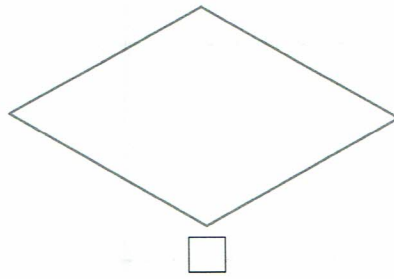
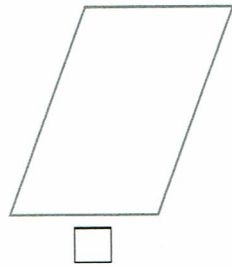
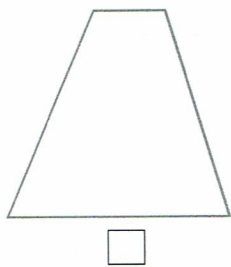
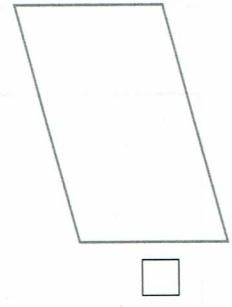

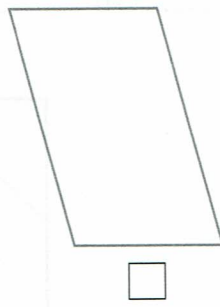
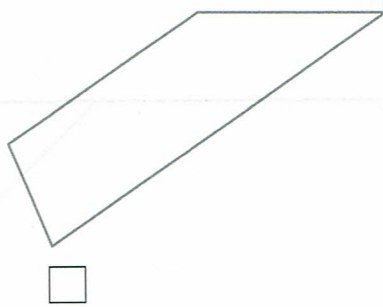
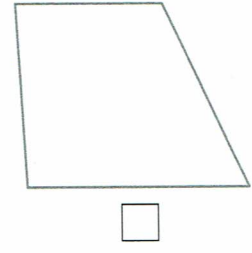

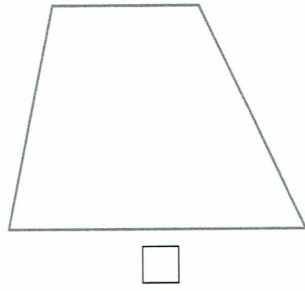
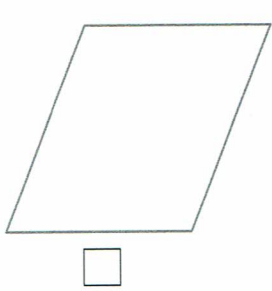
1 Verbinde.



Ein **Trapez** ist ein Viereck, bei dem mindestens zwei Seiten parallel zueinander sind.

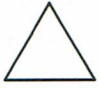
Ein **Parallelogramm** ist ein Viereck, bei dem die gegenüberliegenden Seiten parallel zueinander sind.

2 Markiere die parallelen Seiten mit Buntstiften.
Kreuze die Parallelogramme an.



Geometrische Formen erkennen und zeichnen

1 Verbinde.



Trapez

Dreieck

Parallelogramm

Kreis

Rechteck



Quadrat

2 Vervollständige die Zeichnungen mit einem Geodreieck zu einem ...



a) Quadrat.

b) Rechteck.



c) Trapez.

d) Parallelogramm.

