



**Aufgaben für Dienstag, 13.04.21:****(Zu Erledigen bis Dienstag, 13.04.21 17 Uhr)**

<b>Aufgabenstellung</b>	
(1) Schau dir ganz in Ruhe folgendes Sofatutor-Video an: <a href="https://www.sofatutor.com/t/9ycD">https://www.sofatutor.com/t/9ycD</a>	
(2) Book p. 78 , ex. 3 a) b) <a href="https://playout.3qsdn.com/09167ace-ac67-11ea-97a4-002590c750be">https://playout.3qsdn.com/09167ace-ac67-11ea-97a4-002590c750be</a> c)	
(3) Bearbeite das "Language Action Sheet"	
	

The simple present: *Do-/Does-questions* and short answers

▶ p. 78


Die einfache Form der Gegenwart: Fragen mit *do/does* und Kurzwantworten

1 a) Look at 1 (p. 78) and complete these sentences.

\_\_\_\_\_ you \_\_\_\_\_ a cat or a dog, Adam?  
 What about your dad? \_\_\_\_\_ he \_\_\_\_\_ a pet?  
 \_\_\_\_\_ she like animals?  
 \_\_\_\_\_ it \_\_\_\_\_ like a monkey?

Sieh dir 1 (S. 78) an und vervollständige diese Sätze.

Do we have time to look at the pets, Mum?  
 \_\_\_\_\_ you like animals, Cyril and Sandy?  
 \_\_\_\_\_ they \_\_\_\_\_ cats?



b) What is different with **he, she, it**?  
 Mark the differences in yellow.

Was ist anders bei **he, she, it**?  
 Markiere die Unterschiede gelb.

2 a) Look at the examples first.  
 Then complete the **short answers**.

Sieh dir zuerst die Beispiele an.  
 Dann vervollständige die **Kurzwantworten**.

Examples: Do you have a pet? – Yes, I do. / – No, I don't.  
 Does she like animals? – Yes, she does. / – No, she doesn't.

Do Dad and Alisha have time for a pet? – No, they \_\_\_\_\_.  
 Does Luca's dad like dogs? – No, \_\_\_\_\_.  
 Do you have chipmunks on the farm, Berry? – Yes, we \_\_\_\_\_.  
 Do chipmunks hate cats? – Yes, \_\_\_\_\_.

b) Now complete these questions and short answers.

Jetzt vervollständige diese Fragen und Kurzwantworten.

\_\_\_\_\_ you and your family have a pet? – \_\_\_\_\_, we \_\_\_\_\_.  
 \_\_\_\_\_ your mum like dogs? – \_\_\_\_\_, \_\_\_\_\_.  
 \_\_\_\_\_ your teacher have a pet? – \_\_\_\_\_, \_\_\_\_\_.  
 \_\_\_\_\_ you want a pet? – \_\_\_\_\_, I \_\_\_\_\_.

3 Now look at **Language file 8** on p. 180.

Schau dir jetzt **Language file 8** auf S. 180 an.