

Englischaufgaben für Klasse 4a
19.04.-23.04.2021

1. Stunde	Arbeitsblatt: Domino fruit Wähle ein Domino aus, zerschneide es, lege es und klebe es auf. Arbeitsblatt: fruit S.36
2. Stunde	Arbeitsblatt: Faltbüchlein fruit Arbeitsblatt: fruits (Read and colour!)

Wörter mit -y am Ende schreibe ich in der Mehrzahl mit -ies. Wie bei cherry - cherries.

 3. Trace the lines and write.



Dave



Sarah



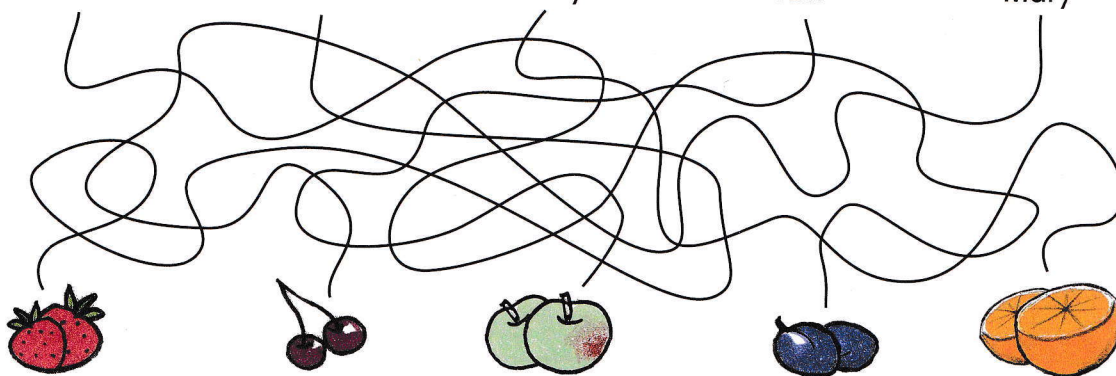
Emily



Tim



Mary



_____ likes plums.

_____ likes _____.


_____ likes _____.

_____ likes _____.

_____ likes _____.

strawberries cherries apples plums oranges

 4. Guess the fruit and write.





banana


pear

melon

apple









3. Trace the lines and write.

wie bei cherry - cherries.



Dave likes plums.
Sarah likes **strawberries**.
Emily likes **oranges**.
Tim likes **apples**.
Mary likes **cherries**.
 strawberries cherries apples plums oranges

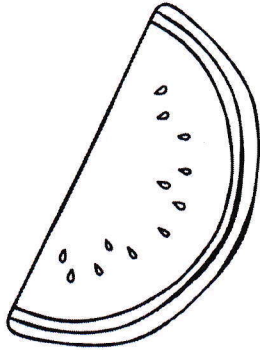
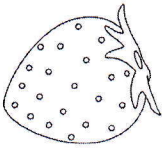
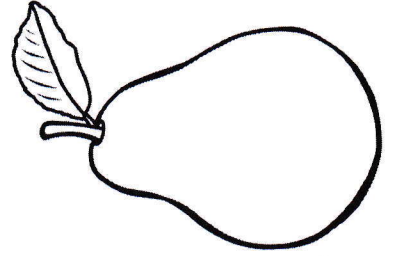
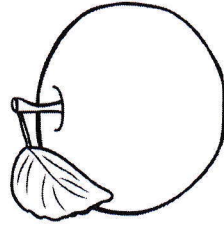
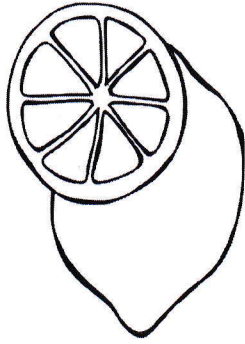

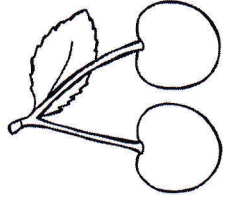

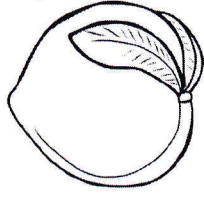

4. Guess the fruit and write.




5. Read the comic.

Yummy fruit juices



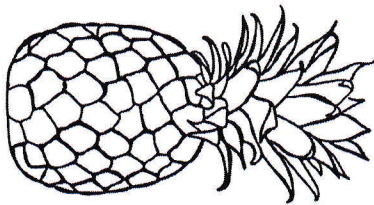
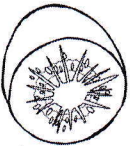





fruit




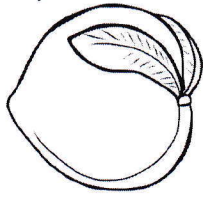
name: _____




grapes



apricot

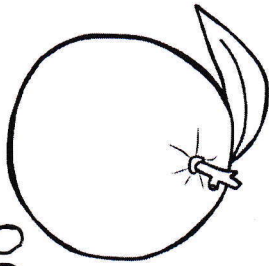


banana

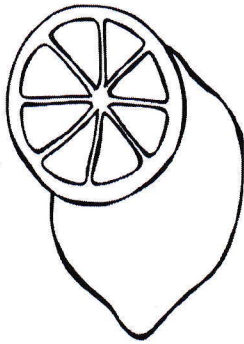


cherry

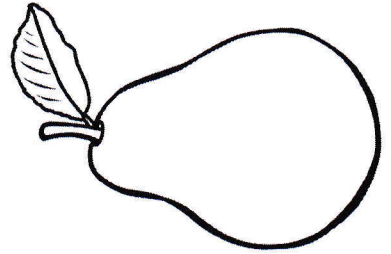
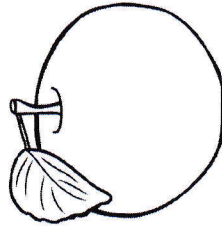
peach



lemon




apple

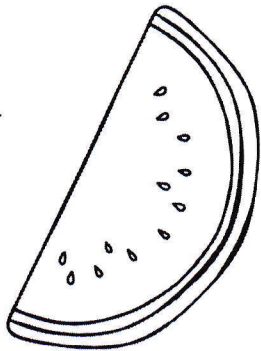


pear


strawberry



melon

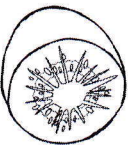


fruit

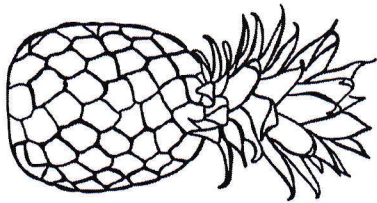


name:


kiwi




pineapple




raspberry



plum



Fruitis



Read and colour!

1. The pear is light green.
2. The apple on the left is yellow and green.
3. The other apple is red.
4. The banana is yellow.
5. The grapes are purple.
6. Please draw a 3rd apple.
7. To finish, colour the bowl as you like.

Fruitis



Read and colour!

1. The pear is light green.
2. The apple on the left is yellow and green.
3. The other apple is red.
4. The banana is yellow.
5. The grapes are purple.
6. Please draw a 3rd apple.
7. To finish, colour the bowl as you like.