

Englischaufgaben für Klasse 4a
10.05.-14.05.2021


Bitte alle Aufgaben schicken!

Im Moment müssen wir noch Arbeitsblätter verwenden. Wir sind Ihren Wünschen aber nachgekommen und haben Arbeitshefte für die Kinder bestellt, die dann anstatt der Arbeitsblätter in Zukunft verwendet werden.

| | |
|-----------|---|
| 1. Stunde | Arbeitsblatt: Crazy vegetables Faltbüchlein : vegetables |
| 2. Stunde | Würfelspiel: vegetables Spiele das Würfelspiel mit deinen Geschwistern, Eltern... Die Spielanleitung darfst du dir selbst ausdenken! Aussetzen, Zurückgehen, Wörter aussprechen... Alles ist erlaubt. |

Wichtige Wörter für die Aufgaben:


beans - Bohnen
cucumber - Gurke



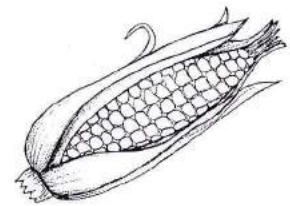
Crazy vegetables

Read the sentences. Colour the vegetables in the right colour.
Connect each sentence with the right vegetable.

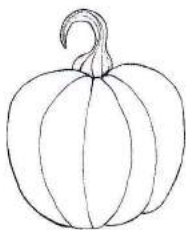
(Lies die Sätze. Male die Gemüsesorten in der richtigen Farbe an. Verbinde jeden Satz mit dem richtigen Gemüse.)




The tomato is purple.



The broccoli is grey.

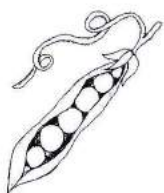


The pumpkin has the colour of aubergines.





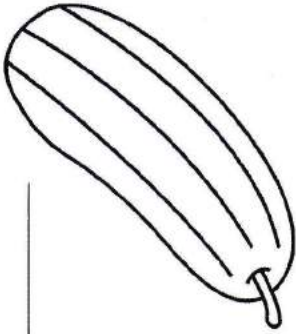
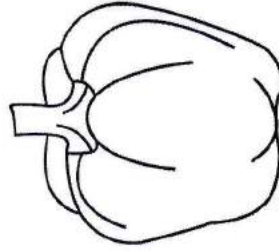


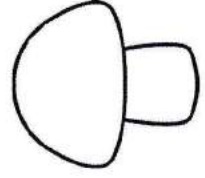

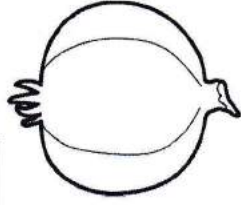
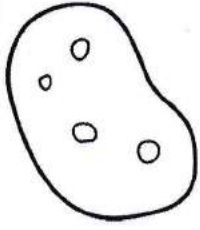
The peas have the colour of peppers.

The sweetcorn has the colour of broccoli with blue leaves.




Colour the mushroom in your favourite colour.



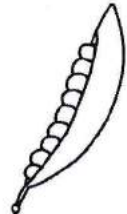

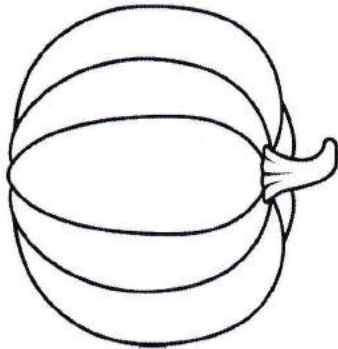



vegetables



name:

© Daniela Reinhold (www.idealrezepte.blogspot.de)





Crazy vegetables

Read the sentences. Colour the vegetables in the right colour.
Connect each sentence with the right vegetable.

(Lies die Sätze. Male die Gemüsesorten in der richtigen Farbe an. Verbinde jeden Satz mit dem richtigen Gemüse.)

The tomato is purple.

The broccoli is grey.

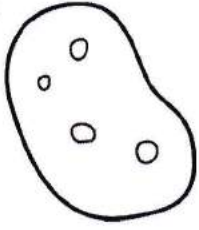
The pumpkin has the colour of aubergines.

The peas have the colour of peppers.

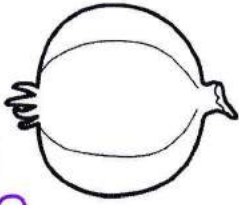
The sweetcorn has the colour of broccoli with blue leaves.

Colour the mushroom in your favourite colour.

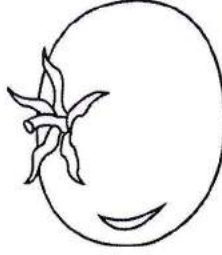
potato




onion



tomato



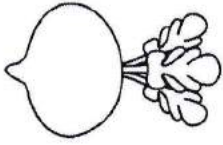
mushroom



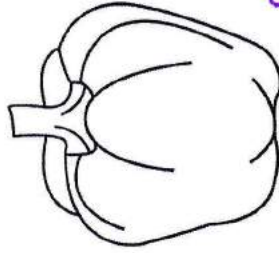
sweetcorn



radish




pepper



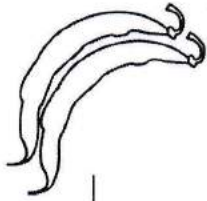
carrot




cucumber



beans



vegetables



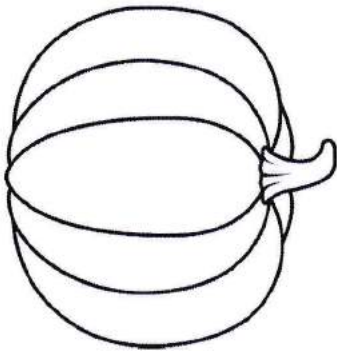
name:

© Daniela Reinhold (www.lernen-ist-logisch.de)




broccoli

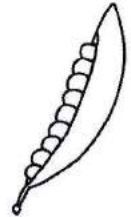
pumpkin



salad



peas



START










































Vegetables

FINISH

The board game path includes the following elements:

- START:** A green box with the word "START" in white.
- Path:** A series of 18 numbered boxes connected by green arrows. The boxes contain:
 - Box 1: Carrot
 - Box 2: Tomato
 - Box 3: Onion
 - Box 4: Potato
 - Box 5: Die (6 dots)
 - Box 6: Mushroom
 - Box 7: No person symbol
 - Box 8: Corn
 - Box 9: Bell pepper
 - Box 10: Radish
 - Box 11: Die (6 dots)
 - Box 12: No person symbol
 - Box 13: Radish
 - Box 14: Die (6 dots)
 - Box 15: Cucumber
 - Box 16: No person symbol
 - Box 17: Cucumber
 - Box 18: Bell pepper
- FINISH:** A green box with the word "FINISH" in white.
- Decorations:**
 - A farmer in a green shirt and orange hat watering a plant.
 - A girl with pigtails holding a basket of vegetables.
 - A boy in a green hat planting seeds in a garden.

| | | | | | | | | | | | | | | | | | | | | | |
|-------|--|--|--|--|--|--|--|--|--|--|---|--|--|--|--|--|--|--|--|--|--|
| | | | | | | | | | | | | | | | | | | | | | |
| | <div style="text-align: center;"> </div> | | | | | | | | | | | | | | | | | | | | |
| | | | | | | | | | | | | | | | | | | | | | |
| | | | | | | | | | | | <div style="display: flex; justify-content: space-between; align-items: center;"> <div style="background-color: #92d050; padding: 5px; border: 1px solid black;">FINISH</div> <div style="font-size: 2em; color: #92d050; font-weight: bold;">Vegetables</div> <div style="text-align: right;"> </div> </div> | | | | | | | | | | |
| | | | | | | | | | | | | | | | | | | | | | |
| | | | | | | | | | | | | | | | | | | | | | |
| | | | | | | | | | | | | | | | | | | | | | |
| | | | | | | | | | | | | | | | | | | | | | |
| START | | | | | | | | | | | | | | | | | | | | | |

| | | | | | | | | | | | | | | | | | | |
|--|---|--|---|--|---|---|---|---|------------|---|---|--|--------|---|---|---|---|---|
|  | sweet corn |  |  |  |  |  |  |  | onion | lettuce | | | | | | | | |
|  |      | | | | | | | | |  | | | | | | | | |
| tomato | | | | | | | | | |  |  |  | radish |  | broccoli |  | green beans | |
|  | | | | | | | | | | FINISH | <h1>Vegetables</h1>   | | | | | |  |  |
|  | | | | | | | | | | | | | | | | |  | cucumber |
|  | | | | | | | | | |  | mushroom |  | peas |  |  | carrot |  |  |
| | | | | | | | | | |  | | | | | | | | |
| START |  | pumpkin |  | potato |  |  |  |  | red pepper | | | | | | | | | |

©Daniela Rembold (www.ideenreise.blogspot.de)

Schrift: Andika Leseschrift, Stanberry (www.dafont.com)

Bildmaterial:

www.teacherspayteachers.com/Store/Kari-Bolt

www.katehadfielddesigns.com/shop/

www.cliparts2go.de

www.teacherspayteachers.com/Store/Littlered

